
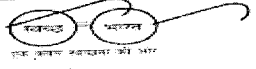


दक्षिण पूर्व मध्य रेलवे / SOUTH EAST CENTRAL RAILWAY

	 कार्यालय / Office of the प्रधान मुख्य वाणिज्य प्रबंधक / Principal Chief Commercial Manager, बिलासपुर - (छ.ग.) Bilaspur (C.G)
दर परिपत्र स.196 (माल)/2018	Rates Circular No. 196 (G)/2018

सं No. C/SECR/BSP/Container /Policy/6925

दिनांक / Date. 01.11.2018

All Station Managers & Superintendents, Goods Supervisors, Goods Clerks & Siding Clerks,
Weigh Bridge Clerks. All CCIs, CIs of SECR.

Copy for information and necessary action to:

DRM: SECR/BSP, NGP, RAIPUR.

Sr. DCMs, Sr.DOMs: SECR/NGP, BSP, RAIPUR. Commercial Control: SECR/BSP:

ARMs: SECR/BIA, KRBA, SDL, BRJN. Principal Director of Audit/SEC Railway/Bilaspur.

FA&CAO, COM, CFTM, CME, CE, CEE, SDGM and CPRO: SECR/BSP.

FA&CAO(T), Dy.FA&CAO(T), Sr. AFA(TA): SECR/BSP

विषय / Sub:- Rates of 'Haulage Charge per TEU' for movement of containers in
privately owned wagons.

>>>><<<<

The contents of Railway Board's letter No. TC-I/2014/302/02 dated 31.10.2018
(Rates Circular No. 20 of 2018) is reproduced below for your information and guidance.

Extant rates of Haulage Charge per TEU for movement of containers in privately
owned wagons, applicable in the case of commodities other than notified, are prescribed
vide Rates Circular No. 41 of 2014.


The matter has been reviewed. It has now been decided to revise the rates of
Haulage Charge per TEU of movement of containers in privately owned wagons,
applicable in the case of commodities other than notified as per the rates given in the
Rates Table annexed herewith.

This instructions shall come into force w.e.f. 15.11.2018.

This issues with the concurrence of Finance Directorate of the Ministry of Railways.

कृपया सभी संबंधित कर्मचारी नोट करें एवं तदनुसार कार्यवाही करें।

Encl: 02 (Two pages)



(एस. एम. गोन्दाने)

उप मुख्य वाणिज्य प्रबंधक / पण्य
कृते प्रधान मुख्य वाणिज्य प्रबंधक

RATE TABLE

FOR

HAULAGE CHARGE PER TEU

FOR

MOVEMENT OF CONTAINERS IN PRIVATELY OWNED WAGONS

Applicable in the case of commodities other than notified commodities (w.e.f. 15.11.2018)

Distance (Kms)	Haulage Rate per TEU					Empty Container Single Deck (₹)	*Empty Flat Wagon (₹)
	Loaded Container Single Deck						
	Upto 10T (₹)	more than 10T and Upto 20T (₹)	more than 20T and upto 26T (₹)	more than 26T and upto 31T (₹)	more than 31 T (₹)		
1 - 50	1338	2112	2263	2340	2493	1307	1207
51 - 100	1991	2517	2882	3038	3241	1559	1439
101 - 150	2645	3197	3753	4128	4520	1984	1852
151 - 200	3298	4035	4775	5276	5798	2474	2309
201 - 250	3952	4873	5799	6424	7077	2964	2767
251 - 300	4606	5711	6822	7572	8356	3455	3225
301 - 350	5259	6548	7845	8720	9635	3945	3682
351 - 400	5914	7386	8868	9868	10914	4436	4140
401 - 450	6567	8224	9891	11017	12193	4926	4597
451 - 500	7221	9062	10914	12164	13472	5416	5055
501 - 550	7875	9899	11937	13312	14750	5907	5513
551 - 600	8528	10737	12960	14461	16028	6396	5970
601 - 650	9182	11575	13983	15608	17307	6887	6428
651 - 700	9835	12413	15007	16757	18586	7377	6885
701 - 750	10490	13251	16029	17905	19865	7868	7343
751 - 800	11144	14089	17053	19052	21144	8358	7801
801 - 850	11797	14927	18076	20201	22423	8848	8258
851 - 900	12451	15765	19098	21349	23702	9339	8716
901 - 950	13104	16603	20122	22497	24980	9828	9173
951 - 1000	13758	17441	21145	23645	26258	10319	9631
1001 - 1050	14412	18278	22168	24793	27537	10809	10089
1051 - 1100	15065	19115	23191	25941	28816	11299	10546
1101 - 1150	15720	19953	24214	27089	30095	11790	11004
1151 - 1200	16373	20791	25237	28238	31374	12280	11462
1201 - 1250	17027	21629	26261	29385	32653	12771	11919
1251 - 1300	17681	22467	27283	30533	33932	13261	12377
1301 - 1350	18334	23305	28306	31682	35210	13751	12834
1351 - 1400	18988	24143	29330	32829	36489	14241	13292
1401 - 1450	19641	24981	30352	33978	37767	14731	13749
1451 - 1500	20295	25818	31375	35126	39046	15222	14207
1501 - 1550	20950	26656	32399	36273	40325	15713	14665
1551 - 1600	21603	27494	33422	37422	41604	16203	15123
1601 - 1650	22257	28332	34444	38570	42883	16693	15580
1651 - 1700	22910	29170	35468	39718	44161	17183	16037
1701 - 1750	23564	30008	36491	40866	45440	17673	16495
1751 - 1800	24218	30846	37514	42014	46719	18164	16953
1801 - 1850	24871	31683	38537	43162	47998	18654	17410
1851 - 1900	25526	32521	39560	44310	49277	19145	17869
1901 - 1950	26179	33359	40584	45459	50555	19635	18326

Per
31.10.18

SECR'S R.C.NO. 196(a)/18 - (1/2)

Distance (Kms)	Haulage Rate per TEU					Empty Container Single Deck (₹)	*Empty Flat Wagon (₹)
	Loaded Container Single Deck						
	Upto 10T (₹)	more than 10T and Upto 20T (₹)	more than 20T and upto 26T (₹)	more than 26T and upto 31T (₹)	more than 31 T (₹)		
1951 - 2000	26833	34196	41606	46606	51834	20125	18784
2001 - 2050	27487	35034	42629	47754	53113	20616	19241
2051 - 2100	28140	35872	43653	48903	54391	21105	19698
2101 - 2150	28794	36710	44675	50050	55670	21596	20156
2151 - 2200	29447	37548	45698	51199	56949	22086	20613
2201 - 2250	30101	38386	46722	52347	58228	22576	21071
2251 - 2300	30756	39224	47745	53494	59507	23067	21530
2301 - 2350	31409	40062	48767	54643	60786	23557	21987
2351 - 2400	31874	40900	49791	55791	62064	23906	22312
2401 - 2450	32716	41738	50814	56939	63342	24537	22902
2451 - 2500	33370	42575	51836	58087	64621	25028	23359
2501 - 2550	34024	43413	52860	59235	65900	25518	23817
2551 - 2600	34677	44250	53883	60383	67179	26008	24274
2601 - 2650	35331	45088	54906	61531	68458	26499	24732
2651 - 2700	35985	45926	55929	62680	69737	26989	25190
2701 - 2750	36639	46764	56952	63827	71016	27480	25648
2751 - 2800	37293	47602	57975	64976	72295	27970	26106
2801 - 2850	37946	48440	58998	66124	73572	28460	26563
2851 - 2900	38600	49278	60021	67271	74851	28950	27020
2901 - 2950	39253	50115	61045	68420	76130	29440	27478
2951 - 3000	39907	50953	62068	69568	77409	29931	27935
3001 - 3050	40562	51791	63090	70716	78688	30422	28394
3051 - 3100	41215	52629	64114	71864	79967	30912	28851
3101 - 3150	41869	53467	65137	73012	81246	31402	29309
3151 - 3200	42522	54305	66159	74160	82525	31892	29766
3201 - 3250	43176	55143	67183	75308	83803	32382	30224
3251 - 3300	43829	55981	68206	76457	85083	32872	30681
3301 - 3350	44483	56818	69229	77604	86360	33363	31139
3351 - 3400	45137	57656	70252	78752	87639	33853	31596
3401 - 3450	45791	58493	71275	79901	88918	34344	32054
3451 - 3500	46445	59331	72298	81048	90197	34834	32512

* The haulage charges for empty flat wagons/under-load running shall be calculated at two times the per TEU rates, taking one wagon as equivalent to 2 TEU in each case.

- Note:**
- (1) Rates in the above tables are published for distance upto 3500 kilometres. The rates for distance beyond 3500 kms will be calculated by adding to the rates for 3500 kms the amount of variation between the rates in the distance slabs of 3401-3450 and 3451-3500.
 - (2) The upper stack in case of double stack container train will be charged at 50% of the above rates.
 - (3) Double stack container rates are for BLC/BLL stock of 60 tonne CC.
 - (4) Rates for 40 feet container will be 1.8 times the rates for a TEU
 - (5) Haulage rate per TEU upto 10 tonnes, 10 to 20 tonnes, 20 to 26 tonnes, 26 to 31 Tonnes and above 31T includes weight of containers also.

Recd
13/10/18

[Handwritten signature]

SECR'S R-C No. 196(w)/18 - (2/2)